

A FILM BY TIM BURTON

Disney

FRANKENWEENIE



ACTIVITY PACK

ON BLU-RAY COMBO PACK AND HD DIGITAL JANUARY 8TH

FOR MORE FUN VISIT: WWW.FRANKENWEENIE-THE-MOVIE.COM

© 2012 Disney

A FILM BY TIM BURTON

Disney FRANKENWEENIE



SPOT THE DIFFERENCE

Find the 7 differences




ON BLU-RAY COMBO PACK AND HD DIGITAL JANUARY 8TH

FOR MORE FUN VISIT: WWW.FRANKENWEENIE-THE-MOVIE.COM

A FILM BY TIM BURTON
FRANKENWEENIE

HIDDEN OBJECTS : Find the 10 objects hidden in this picture.

-
-
-
-
-
-
-
-
-



FOR MORE FUN VISIT: WWW.FRANKENWEENIE-THE-MOVIE.COM
ON BLU-RAY COMBO PACK AND HD DIGITAL JANUARY 8TH

A FILM BY TIM BURTON

DISNEY FRANKENWEENIE

CHARACTERS MASKS

INSTRUCTIONS :

1. Print out the Sparky and Victor mask worksheets (found on the next two pages) on stiff paper.
2. Ask an adult to cut out the masks along the dotted lines (don't forget to make holes for your eyes!)
3. Attach string to the back of the masks using tape and it is ready to wear



ON BLU-RAY COMBO PACK AND HD DIGITAL JANUARY 8TH

FOR MORE FUN VISIT: WWW.FRANKENWEENIE-THE-MOVIE.COM



A FILM BY TIM BURTON

Disney
FRANKENWEENIE



© 2012 Disney

A FILM BY TIM BURTON
Disney
FRANKENWEENIE



© 2012 Disney

A FILM BY TIM BURTON

Disney
FRANKWEENIE



© 2012 Disney

A FILM BY TIM BURTON


Disney
FRANKWEENIE

A FILM BY TIM BURTON

Disney FRANKENWEENIE

MAZE

Help Sparky find his bone!



ON BLU-RAY COMBO PACK AND HD DIGITAL JANUARY 8TH

FOR MORE FUN VISIT: WWW.FRANKENWEENIE-THE-MOVIE.COM

A FILM BY TIM BURTON

Disney FRANKENWEENIE



MAZE

Help Victor and Sparky escape
from the Monster Pets!



EXIT

ON BLU-RAY COMBO PACK AND HD DIGITAL JANUARY 8TH



FOR MORE FUN VISIT: WWW.FRANKENWEENIE-THE-MOVIE.COM

A FILM BY TIM BURTON

DISNEY FRANKENWEENIE

MEMORY CARDS

1. Ask an adult to cut out all of the game pieces along the dotted lines
2. Without looking at the game pieces, mix them up and place them face-down on a flat surface
3. With your friends, take turns turning over two game pieces and try to make pairs
4. The person with the most pairs at the end of the game wins!



ON BLU-RAY COMBO PACK AND HD DIGITAL JANUARY 8TH

FOR MORE FUN VISIT: WWW.FRANKENWEENIE-THE-MOVIE.COM

A FILM BY TIM BURTON

Disney FRANKENWEENIE

MEMORY CARDS



ON BLU-RAY COMBO PACK AND HD DIGITAL JANUARY 8TH
FOR MORE FUN VISIT: WWW.FRANKENWEENIE-THE-MOVIE.COM

A FILM BY TIM BURTON

Disney FRANKENWEENIE

MEMORY CARDS



NASSOR



WEIRD GIRL



WEIRD GIRL



MR. WHISKERS



MR. WHISKERS




MR. RZYKRUSKI



MR. RZYKRUSKI



MR. BURGEMEISTER



MR. BURGEMEISTER

ON BLU-RAY COMBO PACK AND HD DIGITAL JANUARY 8TH

FOR MORE FUN VISIT: WWW.FRANKENWEENIE-THE-MOVIE.COM

A FILM BY TIM BURTON

Disney FRANKENWEENIE

**PIN-THE-TAIL
ON SPARKY**

See next page for instructions



© 2012 Disney

ON BLU-RAY COMBO PACK AND HD DIGITAL JANUARY 8TH
FOR MORE FUN VISIT: WWW.FRANKENWEENIE-THE-MOVIE.COM

A FILM BY TIM BURTON

DISNEY FRANKENWEENIE

PIN-THE-TAIL ON SPARKY

1. Ask an adult to cut the Sparky tails along the dotted lines and attach two-sided tape to the back of each
2. Post the Sparky page on a nearby wall at shoulder-level
3. Before each turn, each player is blindfolded and must turn around 3 times before attempting to place Sparky's tail back on his body
4. The player who places Sparky's tail the closest to the correct position wins!



ON BLU-RAY COMBO PACK AND HD DIGITAL JANUARY 8TH

FOR MORE FUN VISIT: WWW.FRANKENWEENIE-THE-MOVIE.COM

A FILM BY TIM BURTON

DISNEY FRANKENWEENIE

MR. RZYKRUSKI'S SCIENCE CLASS

Join Victor and his classmates in completing these fun and safe science experiments by following three easy steps! Write your responses in the space provided. Kids, make sure to have a parent help set up and make sure you have everything you need.

Step 1: Hypothesis – Read the instructions.
What do you think will happen?

Step 2: Test
Perform the experiment!

Step 3: Observe
What actually happened? Did you get the result you expected?

ON BLU-RAY COMBO PACK AND HD DIGITAL JANUARY 8TH

FOR MORE FUN VISIT: WWW.FRANKENWEENIE-THE-MOVIE.COM

A FILM BY TIM BURTON

FRANKENWEENIE

MR. RZYKRUSKI'S SCIENCE CLASS

EXPERIMENT #1: INFLATE A BALLOON – WITH SCIENCE!

⚡ You will need:

- I plastic bottle
- I balloon
- Measuring spoon
- 60 ml vinegar
- 15 ml baking soda



⚡ Instructions:

1. Measure 60 ml of vinegar into an empty plastic bottle.
2. Measure 15 ml of baking soda and put it into a balloon.
3. Stretch the balloon over the mouth of the water bottle and let the baking soda fall into the vinegar and observe.

Hypothesis: _____

Test: _____

Observe: _____

ON BLU-RAY COMBO PACK AND HD DIGITAL JANUARY 8TH

FOR MORE FUN VISIT: WWW.FRANKENWEENIE-THE-MOVIE.COM

A FILM BY TIM BURTON

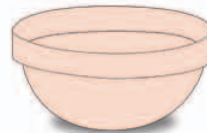
FRANKENWEENIE

MR. RZYKRUSKI'S SCIENCE CLASS

EXPERIMENT #2: "MONSTER OOZE"

⚡ You will need:

- Cornstarch (one 500 gram box per 2-3 scientists)
- Water
- Green food coloring
- A large mixing bowl



⚡ Instructions:

1. Pour cornstarch into the mixing bowl.
2. Add a few drops of green food coloring to the water (approx. 120 ml of water for each 235 ml of cornstarch used).
3. Slowly add water and mix until the substance is uniform.
4. The Monster Ooze is ready – use your hands to interact with it and explore!
5. Don't forget to clean up when you're finished.

Hypothesis: _____

Test: _____

Observe: _____

ON BLU-RAY COMBO PACK AND HD DIGITAL JANUARY 8TH

FOR MORE FUN VISIT: WWW.FRANKENWEENIE-THE-MOVIE.COM